

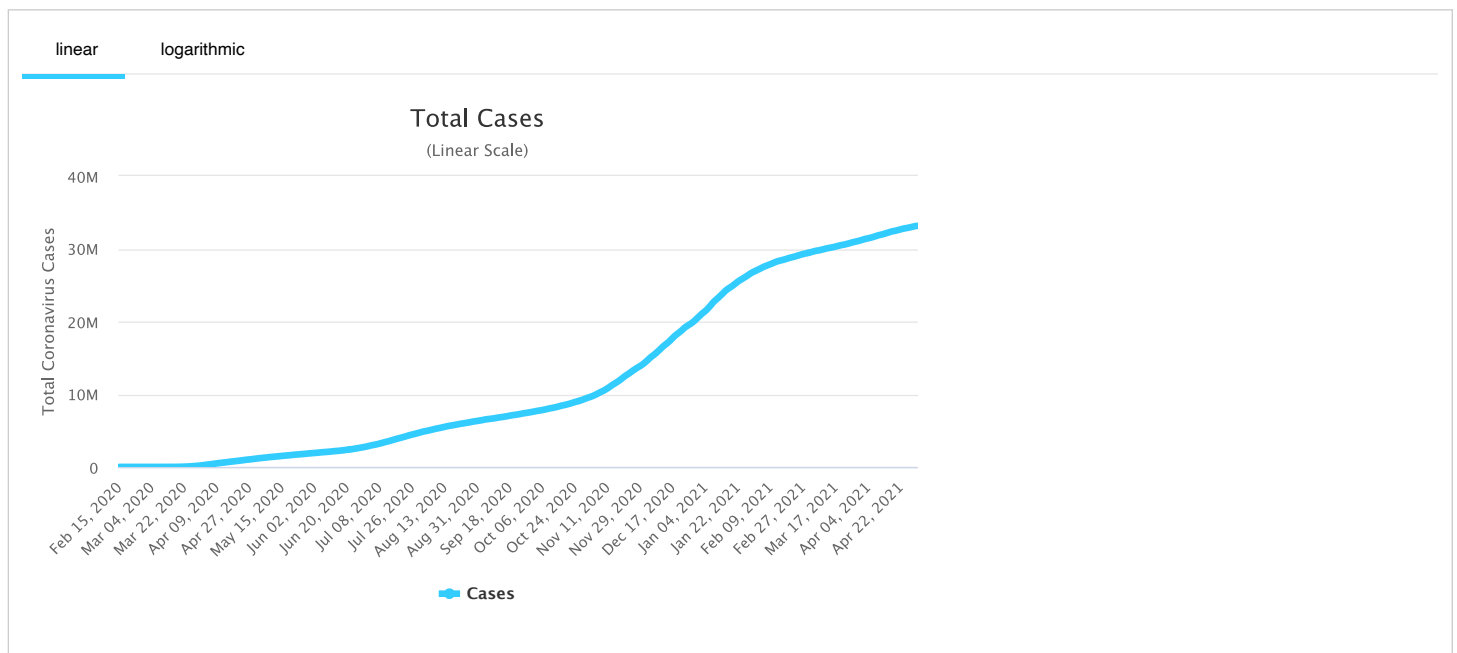
#	USA State	Total Cases	New Cases	Total Deaths	New Deaths	Total Recovered	Active Cases	Tot Cases/ 1M pop	Deaths/ 1M pop	Total Tests
	USA Total	33,146,008		590,704		25,777,927	6,777,377	100,138	1,785	447,7
1	<b><u>California</u></b> <b><u>(/coronavirus/usa/california/)</u></b>	3,744,182		61,865		1,992,936	1,689,381	94,760	1,566	60,2
2	<b><u>Texas</u></b> <b><u>(/coronavirus/usa/texas/)</u></b>	2,900,829		50,518		2,758,784	91,527	100,043	1,742	28,3
3	<b><u>Florida</u></b> <b><u>(/coronavirus/usa/florida/)</u></b>	2,238,937		35,239		1,799,224	404,474	104,245	1,641	27,4
4	<b><u>New York</u></b> <b><u>(/coronavirus/usa/new-york/)</u></b>	2,095,597		52,526		1,486,644	556,427	107,723	2,700	51,2
5	<b><u>Illinois</u></b> <b><u>(/coronavirus/usa/illinois/)</u></b>	1,337,868		24,330		1,214,035	99,503	105,578	1,920	22,7
6	<b><u>Pennsylvania</u></b> <b><u>(/coronavirus/usa/pennsylvania/)</u></b>	1,158,964		26,365		1,027,153	105,446	90,530	2,059	13,0
7	<b><u>Georgia</u></b> <b><u>(/coronavirus/usa/georgia/)</u></b>	1,101,487		20,212		915,693	165,582	103,743	1,904	8,8

#	USA State	Total Cases	New Cases	Total Deaths	New Deaths	Total Recovered	Active Cases	Tot Cases/ 1M pop	Deaths/ 1M pop	Total Tests
8	<a href="#">Ohio (/coronavirus/usa/ohio/)</a>	1,074,019		19,284		1,021,062	33,673	91,882	1,650	12,4
9	<a href="#">New Jersey (/coronavirus/usa/new-jersey/)</a>	998,812		25,588		779,302	193,922	112,451	2,881	13,5
10	<a href="#">North Carolina (/coronavirus/usa/north-carolina/)</a>	969,752		12,651		924,490	32,611	92,462	1,206	12,4
11	<a href="#">Michigan (/coronavirus/usa/michigan/)</a>	940,175		18,893		660,124	261,158	94,141	1,892	13,5
12	<a href="#">Arizona (/coronavirus/usa/arizona/)</a>	863,571		17,338		826,514	19,719	118,643	2,382	4,7
13	<a href="#">Tennessee (/coronavirus/usa/tennessee/)</a>	847,430		12,197		822,733	12,500	124,090	1,786	7,6
14	<a href="#">Indiana (/coronavirus/usa/indiana/)</a>	721,577		13,338		683,840	24,399	107,183	1,981	9,8
15	<a href="#">Massachusetts (/coronavirus/usa/massachusetts/)</a>	690,279		17,617		648,031	24,631	100,149	2,556	21,4
16	<a href="#">Virginia (/coronavirus/usa/virginia/)</a>	660,553		10,777		54,686	595,090	77,389	1,263	9,2
17	<a href="#">Wisconsin (/coronavirus/usa/wisconsin/)</a>	598,822		6,841		582,725	9,256	102,847	1,175	3,4
18	<a href="#">Missouri (/coronavirus/usa/missouri/)</a>	585,673		9,387		517,520	58,766	95,426	1,529	6,9
19	<a href="#">South Carolina (/coronavirus/usa/south-carolina/)</a>	579,556		9,506		N/A	N/A	112,563	1,846	7,4
20	<a href="#">Minnesota (/coronavirus/usa/minnesota/)</a>	577,524		7,232		555,214	15,078	102,405	1,282	9,2
21	<a href="#">Alabama (/coronavirus/usa/alabama/)</a>	528,309		10,913		335,669	181,727	107,748	2,226	2,6
22	<a href="#">Colorado (/coronavirus/usa/colorado/)</a>	512,804		6,449		390,353	116,002	89,048	1,120	2,9
23	<a href="#">Louisiana (/coronavirus/usa/louisiana/)</a>	458,581		10,382		N/A	N/A	98,645	2,233	7,0
24	<a href="#">Maryland (/coronavirus/usa/maryland/)</a>	448,340		8,764		10,237	429,339	74,159	1,450	9,7
25	<a href="#">Oklahoma (/coronavirus/usa/oklahoma/)</a>	448,305		6,788		431,154	10,363	113,295	1,715	4,0
26	<a href="#">Kentucky (/coronavirus/usa/kentucky/)</a>	444,771		6,513		51,504	386,754	99,553	1,458	5,5
27	<a href="#">Washington (/coronavirus/usa/washington/)</a>	406,908		5,563		191,710	209,635	53,436	731	6,5

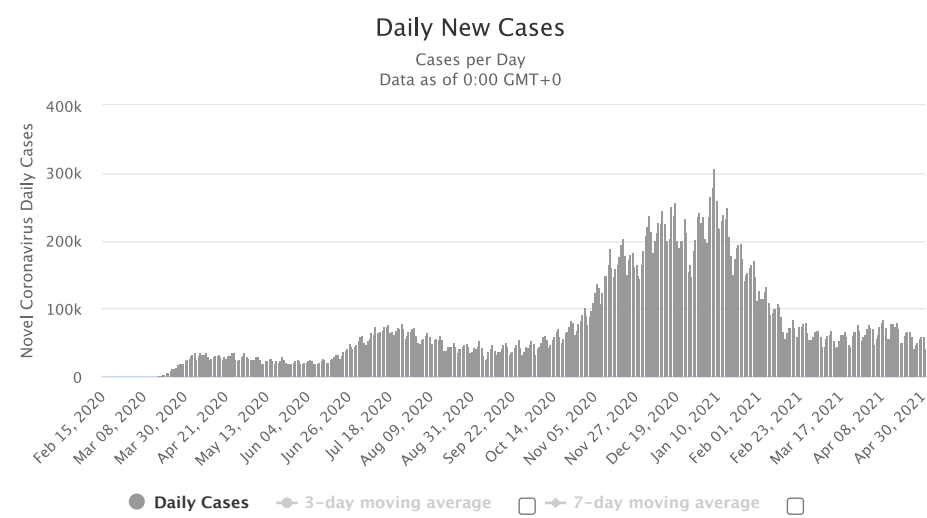
#	USA State	Total Cases	New Cases	Total Deaths	New Deaths	Total Recovered	Active Cases	Tot Cases/ 1M pop	Deaths/ 1M pop	Total Tests
28	<a href="#">Utah (/coronavirus/usa/utah/)</a>	397,733		2,203		387,244	8,286	124,061	687	4,6
29	<a href="#">Iowa (/coronavirus/usa/iowa/)</a>	394,882		5,952		347,713	41,217	125,158	1,886	4,8
30	<a href="#">Connecticut (/coronavirus/usa/connecticut/)</a>	339,233		8,097		297,163	33,973	95,149	2,271	8,6
31	<a href="#">Arkansas (/coronavirus/usa/arkansas/)</a>	335,968		5,741		328,135	2,092	111,329	1,902	3,5
32	<a href="#">Nevada (/coronavirus/usa/nevada/)</a>	315,438		5,464		292,539	17,435	102,410	1,774	3,1
33	<a href="#">Mississippi (/coronavirus/usa/mississippi/)</a>	311,900		7,199		300,323	4,378	104,800	2,419	2,7
34	<a href="#">Kansas (/coronavirus/usa/kansas/)</a>	309,214		5,000		298,688	5,526	106,138	1,716	1,3
35	<a href="#">Nebraska (/coronavirus/usa/nebraska/)</a>	220,032		2,245		170,232	47,555	113,746	1,161	1,0
36	<a href="#">New Mexico (/coronavirus/usa/new-mexico/)</a>	197,733		4,067		178,593	15,073	94,301	1,940	3,2
37	<a href="#">Idaho (/coronavirus/usa/idaho/)</a>	187,656		2,046		107,255	78,355	105,008	1,145	1,2
38	<a href="#">Oregon (/coronavirus/usa/oregon/)</a>	185,597		2,498		157,802	25,297	44,004	592	4,6
39	<a href="#">West Virginia (/coronavirus/usa/west-virginia/)</a>	153,498		2,679		143,759	7,060	85,650	1,495	2,7
40	<a href="#">Rhode Island (/coronavirus/usa/rhode-island/)</a>	148,186		2,671		8,909	136,606	139,882	2,521	4,0
41	<a href="#">South Dakota (/coronavirus/usa/south-dakota/)</a>	122,660		1,967		119,069	1,624	138,652	2,223	4
42	<a href="#">Montana (/coronavirus/usa/montana/)</a>	108,985		1,574		106,324	1,087	101,972	1,473	1,3
43	<a href="#">North Dakota (/coronavirus/usa/north-dakota/)</a>	107,639		1,494		105,033	1,112	141,247	1,960	4
44	<a href="#">Delaware (/coronavirus/usa/delaware/)</a>	104,621		1,626		94,452	8,543	107,440	1,670	6
45	<a href="#">New Hampshire (/coronavirus/usa/new-hampshire/)</a>	95,163		1,304		91,400	2,459	69,988	959	2,1
46	<a href="#">Alaska (/coronavirus/usa/alaska/)</a>	65,409		341		56,476	8,592	89,412	466	2,1
47	<a href="#">Maine (/coronavirus/usa/maine/)</a>	61,616		789		N/A	N/A	45,838	587	2,4

#	USA State	Total Cases	New Cases	Total Deaths	New Deaths	Total Recovered	Active Cases	Tot Cases/1M pop	Deaths/1M pop	Total Tests
48	<a href="#">Wyoming (/coronavirus/usa/wyoming/)</a>	58,142		707		56,955	480	100,460	1,222	7
49	<a href="#">District Of Columbia (/coronavirus/usa/district-of-columbia/)</a>	47,697		1,105		33,760	12,832	67,584	1,566	1,5
50	<a href="#">Hawaii (/coronavirus/usa/hawaii/)</a>	32,468		483		N/A	N/A	22,931	341	1,4
51	<a href="#">Vermont (/coronavirus/usa/vermont/)</a>	23,032		247		20,366	2,419	36,911	396	1,5
52	Puerto Rico	248,295		2,310		107,293	138,692	73,310	682	4
53	Guam	7,975		136		7,739	100			1
54	United States Virgin Islands	3,125		27		3,049	49			1
55	Northern Mariana Islands	168		2		N/A	N/A			
56	American Samoa	4				3	1			
57	US Military	287,962		346		272,934	14,682			
58	Veteran Affairs	255,132		11,786		239,380	3,966			3,4
59	Federal Prisons	54,548		237		52,812	1,499			1
60	Navajo Nation	30,501		1,278		16,574	12,649			2
61	Grand Princess Ship	122		7		115	0			
62	Wuhan Repatriated	3				3	0			
63	Diamond Princess Ship	46				46	0			
	<b>Total:</b>	<b>33,146,008</b>		<b>590,704</b>		<b>25,777,927</b>	<b>6,777,377</b>	<b>100,138</b>	<b>1,785</b>	<b>447,7</b>

## Total Coronavirus Cases in the United States

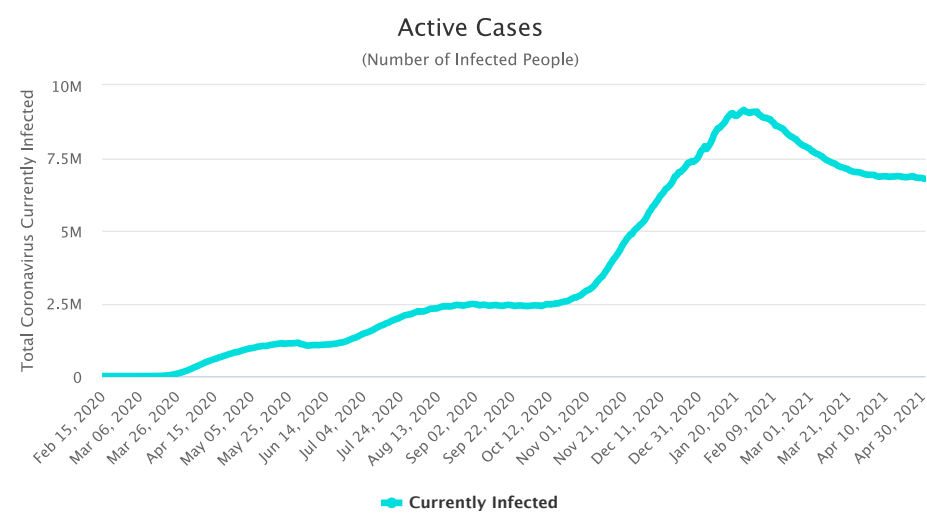


## Daily New Cases in the United States



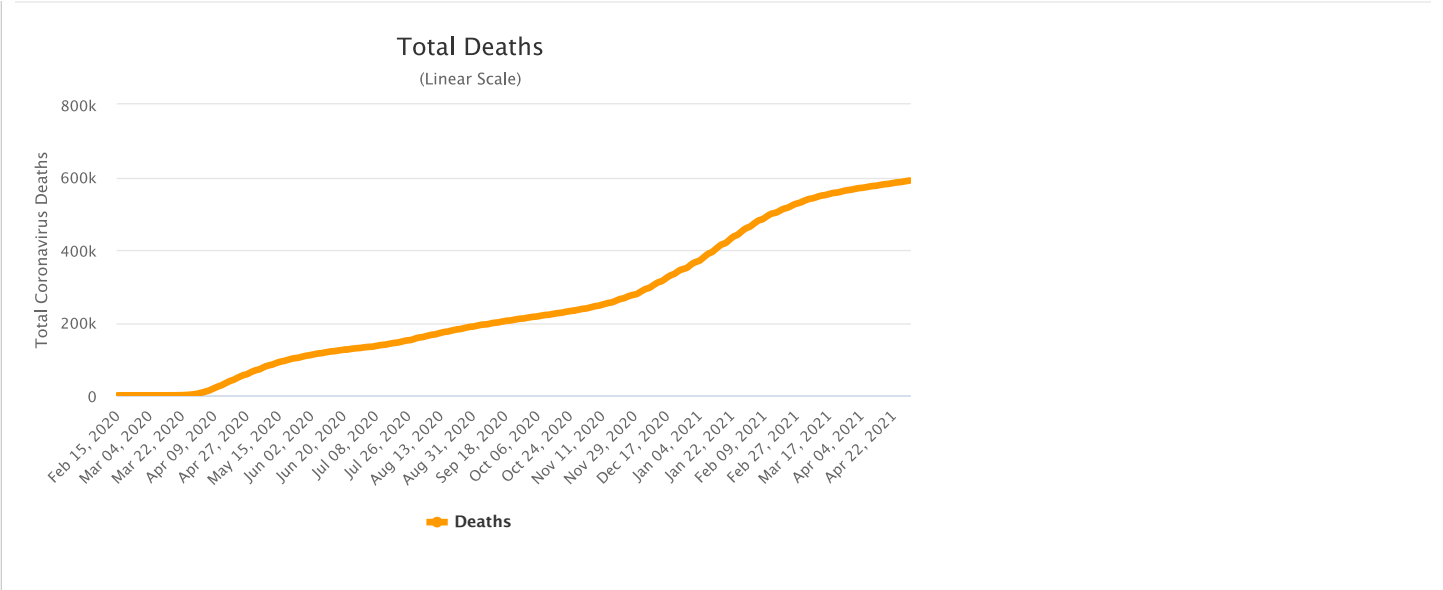
See also: [Daily Deaths Graph](#)

## Active Cases in the United States

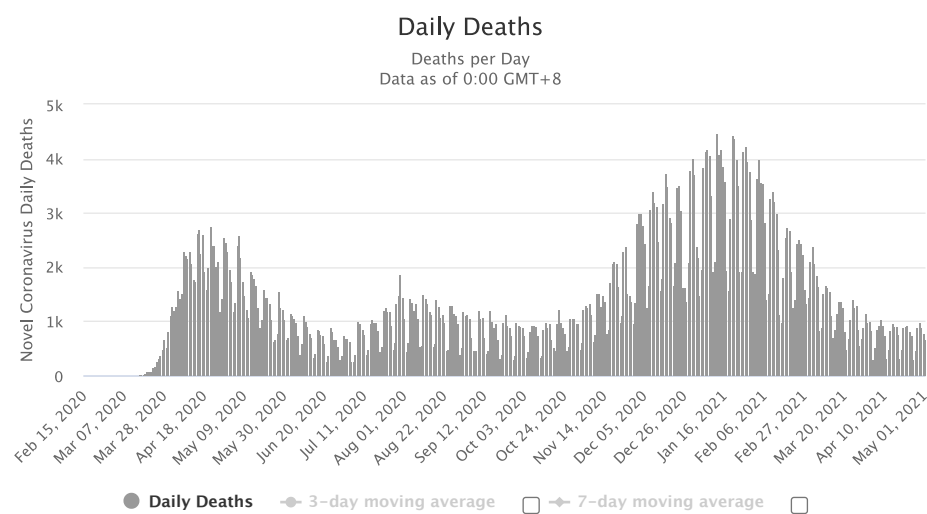


## Total Coronavirus Deaths in the United States





## Daily New Deaths in the United States



See also: [Daily Cases Graph](#)

## Latest News

May 1 (GMT)

### Updates

- 42,034 new cases and 661 new deaths in [the United States \(/coronavirus/country/us/\)](#)

April 30 📌

April 29 📌

April 28 📌

April 27

April 26

May 14

May 8

View More News

# Historical account of the initial stages of the epidemic in the United States

Content:

- First 20 cases in the United States
- Progression of first suspected cases
- Timeline of initial events
- Sources for the historical account

## First 20 cases in the United States

Information collected on the first 20 domestic cases (not including repatriated cases and Diamond Princess cruise ship evacuee cases) is presented in the table below:

State	Cases	Sex	Age	Date	Case #	Location	Source
Oregon	1			Feb. 29	17 <sup>th</sup>	Washington C.	
Washington	2			Feb. 29	18, 19 <sup>th</sup>		
	1	M	30s	Jan. 21	1 <sup>st</sup>	Snohomish	[7]
Illinois	1			Mar. 1	20 <sup>th</sup>		
	1	M	60s	Jan. 30	6 <sup>th</sup>	Chicago	[12]
	1	F	60s	Jan. 24	2 <sup>nd</sup>	Chicago	[8]
California	2	unkn.	unkn.	Jan. 26	3 <sup>rd</sup> , 4 <sup>th</sup>	Orange C., L.A.	[9]
	1	M	adult	Jan. 31	7 <sup>th</sup>	Santa Clara C.	[17][18]
	1	F	unkn.	Feb. 2	9 <sup>th</sup>	Santa Clara C.	
	1	M	57	Feb. 2	10 <sup>th</sup>	San Benito C.	
	1	F	57	Feb. 2	11 <sup>th</sup>	San Benito C.	
	1		65	Feb. 28	16 <sup>th</sup>	Santa Clara C.	
	1			Feb. 21	13 <sup>th</sup>	Humboldt C.	
	1			Feb. 21	14 <sup>th</sup>	Sacramento C.	
	1			Feb. 26	15 <sup>th</sup>	[Northern California]	
Massachusetts	1	M	20s	Feb. 1	8 <sup>th</sup>	Boston	[16]
Arizona	1	unkn.	student	Jan. 26	5 <sup>th</sup>	Maricopa County	
Wisconsin	1			Feb. 5	12 <sup>th</sup>	Madison	

# Patients Under Investigation (PUI) in the United States

CDC in the early stages released information regarding the number of cases and people under investigation that was updated regularly on Mondays, Wednesdays, and Fridays. Below we provide the historical reports that we were able to gather in order to track the progression in the number of suspected cases and US states involved through time in the initial stages

As of Feb. 10:

<i>Number of U.S. States with PUI</i>	<i>36</i>
<b>Positive</b>	<b>12</b>
Negative	318
<b>Pending</b> (specimens awaiting testing)	<b>68</b>
<b>TOTAL</b>	<b>398</b>

As of Feb. 7:

<i>Number of U.S. States with PUI</i>	<i>36</i>
<b>Positive</b>	<b>12</b>
Negative	225
<b>Pending</b> (specimens awaiting testing)	<b>100</b>
<b>TOTAL</b>	<b>337</b>

As of Feb. 5:

<i>Number of U.S. States with PUI</i>	<i>36</i>
<b>Positive</b>	<b>11</b>
Negative	206
<b>Pending</b> (specimens awaiting testing)	<b>76</b>
<b>TOTAL</b>	<b>293</b>

As of Feb. 3:

<i>Number of U.S. States with PUI</i>	<i>36</i>
<b>Positive</b>	<b>11</b>
Negative	167
<b>Pending</b> (specimens awaiting testing)	<b>82</b>
<b>TOTAL</b>	<b>260</b>

As of January 31:

<i>Number of U.S. States with PUI</i>	<i>36</i>
<b>Positive</b>	<b>6</b>
Negative	114
<b>Pending</b> (specimens awaiting testing)	<b>121</b>
<b>TOTAL</b>	<b>241</b>




Previously, as of January 29, there were 92 suspected cases awaiting testing.

<i>Number of U.S. States with PUI</i>	<i>36</i>
---------------------------------------	-----------



<b>Positive</b> of U.S. States with PUI	<b>35</b>
Negative	68
<b>Positive Pending</b> (specimens awaiting testing)	<b>592</b>
<b>TOTAL</b>	<b>165</b>

## Timeline of Events

-  On January 31, HHS declared Coronavirus a Public Health Emergency in the US (<https://www.hhs.gov/about/news/2020/01/31/secretary-azar-declares-public-health-emergency-us-2019-novel-coronavirus.html>)  
As of Jan. 31, the Wuhan coronavirus is officially a public health emergency in the United States, Alex Azar, secretary of the US Department of Health and Human Services (HHS), announced at a White House press briefing.
-  On Jan. 31, the U.S. Centers for Disease Control and Prevention (CDC) **issued a federal quarantine for 14 days** affecting the 195 American evacuees from Wuhan, China. Starting Sunday, Feb. 2, U.S. citizens, permanent residents and immediate family who have visited China's Hubei province will undergo a **mandatory 14 days quarantine** and, if they have visited other parts of China, they would be screened at airports and asked to self-quarantine for 14 days. The last time the CDC had issued a quarantine was over 50 years ago in the 1960s, for smallpox.
-  President Donald Trump signed an order on Jan. 31 for the U.S. to **deny entry to foreign nationals who traveled to China** within the preceding two weeks, aside from the immediate family of U.S. citizens.
- On Jan. 30, the CDC had confirmed the **first case of person to person transmission in the U.S.:** <sup>[12]</sup> the husband of the Chicago, Illinois case who had returned from Wuhan, China on Jan. 13 and who tested positive for the virus on Jan. 24).
- CDC stated on Jan. 30 that "It is likely there will be more cases of 2019-nCoV reported in the U.S. in the coming days and weeks, including more person-to-person spread."<sup>[12]</sup>
- The virus had been confirmed in **5 states**.
- On Jan. 31, **New York City** health officials vehemently denied the rumor regarding a coronavirus case in the city <sup>[13]</sup>. On Feb. 1, however, the city's health commissioner did report that there was a test being performed on a person under 40 who had returned from China, developed matching symptoms, and tested negative to the seasonal flu.
- **Most US patients had recently visited Wuhan.**
- All of the first five U.S. cases were described as **mild**.
- A study on the first US case of novel coronavirus detailed mild symptoms followed by pneumonia ([https://www.cnn.com/2020/01/31/health/washington-coronavirus-study-nejm/index.html?utm\\_term=link&utm\\_medium=social&utm\\_content=2020-02-01T00](https://www.cnn.com/2020/01/31/health/washington-coronavirus-study-nejm/index.html?utm_term=link&utm_medium=social&utm_content=2020-02-01T00))

## U.S. Airlines suspended ALL flights between the U.S. and China

On Friday, January 31, Delta, American and United announced they would temporarily suspend all of their mainland China flights in response to the coronavirus outbreak.<sup>[14]</sup>

Prior to this January 31 announcement:

- **UNITED AIRLINES**  
on Jan. 28 had announced it would cut 24 flights between the U.S. and China for the first week of February.
- **AMERICAN AIRLINES**  
on Jan. 29 had announced it would suspend flights from Los Angeles to Shanghai and Beijing from Feb. 9 through March 27, 2020. It will maintain its flight schedules (10 daily A/R) from Dallas-Fort Worth to Shanghai and Beijing, as well as from Los Angeles and Dallas-Fort Worth to Hong Kong.
- **DELTA**  
had not adjusted its schedule of direct flights from the U.S. to China. It is the only airline with direct flights to not take action so far.

The White House was considering issuing a ban on flights between the United States and China, as of late Jan. 28<sup>[11]</sup>. Italy has announced on January 31 that it was suspending all flights to and from China following the first 2 cases of coronavirus in Italy.

## Travel Alert: Do Not Travel to China

- The U.S. State Department on January 30 issued a **Level 4: Do Not Travel to China Alert** (<https://travel.state.gov/content/travel/en/traveladvisories/traveladvisories/china-travel-advisory.html>) <sup>[4]</sup> (the highest level of alert).

- Previously, on January 29, the advisory was set at a lower "Level 3: Reconsider Travel" advising not to travel to Hubei Province: (Level 4) and reconsider travel to the remainder of China (Level 3).
- The CDC on Jan. 28 issued a Level 3 Warning (<https://wwwnc.cdc.gov/travel/notices/warning/novel-coronavirus-china>), recommending that travelers **avoid all nonessential travel to China** <sup>[5]</sup>.

## Screening incoming passengers at 20 airports in the U.S.

On January 17, the CDC announced that 3 airports in the United States would begin screening incoming passengers from China: SFO, JFK, and LAX <sup>[6]</sup> Other 2 airports were added subsequently, and on January 28, the U.S. Department of Health and Human Services (HHS) announced that 15 additional U.S. airports (bringing the total to 20) would begin screening incoming travelers from China.

Below is the complete list of airports where screening for the 2019 Novel Coronavirus (2019-nCoV) is in place:

- Los Angeles International (LAX)
- San Francisco International (SFO)
- Chicago O'Hare
- New York JFK
- Atlanta Hartsfield-Jackson International
- Houston George Bush Intercontinental
- Dallas-Fort Worth International
- San Diego International
- Seattle-Tacoma International
- Honolulu International
- Anchorage Ted Stevens International
- Minneapolis-St. Paul International
- Detroit Metropolitan
- Miami International
- Washington Dulles International
- Philadelphia International
- Newark Liberty International
- Boston Logan International
- El Paso International
- Puerto Rico's San Juan Airport

## Sources for the historical account

1. Novel Coronavirus (2019-nCoV) situation reports (<https://www.who.int/emergencies/diseases/novel-coronavirus-2019/situation-reports/>) - World Health Organization (<https://www.who.int/>) (WHO)
2. 2019 Novel Coronavirus (2019-nCoV) in the U.S (<https://www.cdc.gov/coronavirus/2019-ncov/cases-in-us.html>) -. U.S. Centers for Disease Control and Prevention (<https://www.cdc.gov/>) (CDC)
3. Symptoms of Novel Coronavirus (2019-nCoV) (<https://www.cdc.gov/coronavirus/2019-ncov/about/symptoms.html>) - CDC
4. China Travel Advisory (<https://travel.state.gov/content/travel/en/traveladvisories/traveladvisories/china-travel-advisory.html>) - U.S. State Department, accessed January 31, 2020.
5. Novel Coronavirus in China - Warning - Level 3, Avoid Nonessential Travel (<https://wwwnc.cdc.gov/travel/notices/warning/novel-coronavirus-china>) - CDC, January 28, 2020.
6. Public Health Screening to Begin at 3 U.S. Airports for 2019 Novel Coronavirus ("2019-nCoV") (<https://www.cdc.gov/media/releases/2020/p0117-coronavirus-screening.html>) - CDC January 17, 2020

7. First Travel-related Case of 2019 Novel Coronavirus Detected in United States (<https://www.cdc.gov/media/releases/2020/p0121-novel-coronavirus-travel-case.html>) - CDC, January 21, 2020
8. Second Travel-related Case of 2019 Novel Coronavirus Detected in United States (<https://www.cdc.gov/media/releases/2020/p0124-second-travel-coronavirus.html>) - CDC, January 24, 2020
9. CDC confirms additional cases of 2019 Novel Coronavirus in United States (<https://www.cdc.gov/media/releases/2020/s0126-coronavirus-new-cases.html>) - CDC, January 26, 2020
10. 2019 Novel Coronavirus (2019-nCoV) in the U.S. (<https://www.cdc.gov/coronavirus/2019-ncov/cases-in-us.html>) - CDC, Updated January 29, 2020
11. White House considers ban on flights to China amid coronavirus outbreak (<https://eu.usatoday.com/story/travel/news/2020/01/28/white-house-considers-ban-china-flights-amid-coronavirus-outbreak/4602839002/>) - USA Today, Jan. 28, 2020
12. CDC Confirms Person-to-Person Spread of New Coronavirus in the United States (<https://www.cdc.gov/media/releases/2020/p0130-coronavirus-spread.html>) - CDC Press Release, Jan. 30, 2020
13. NYC Officials Deny Report Of Coronavirus Amid Confusion (<https://www.forbes.com/sites/sergeiklebnikov/2020/01/31/nyc-officials-deny-report-of-coronavirus-amid-confusion/#351e47b5652c>) - Forbes, Jan. 31, 2020
14. Delta, American, United to suspend all China mainland flights as coronavirus crisis grows (<https://eu.usatoday.com/story/travel/2020/01/31/coronavirus-china-flight-ban-delta-cuts-all-flights-white-house/4620989002/>) - USA Today, Jan. 31, 2020
15. Secretary Azar Declares Public Health Emergency for United States for 2019 Novel Coronavirus (<https://www.hhs.gov/about/news/2020/01/31/secretary-azar-declares-public-health-emergency-us-2019-novel-coronavirus.html>) - U.S. Department of Health and Human Services (HHS), Jan. 31, 2020
16. Man returning from Wuhan, China is first case of 2019 Novel Coronavirus confirmed in Massachusetts (<https://www.mass.gov/news/man-returning-from-wuhan-china-is-first-case-of-2019-novel-coronavirus-confirmed-in>) - Massachusetts Department of Public Health, Feb. 1, 2020
17. County of Santa Clara Public Health Department Reports First Case of Novel (new) Coronavirus (<https://www.sccgov.org/sites/phd/news/Pages/novel-coronavirus-1-31-2020.aspx>) - Santa Clara County Public Health, Jan. 31, 2020
18. Coronavirus: First case confirmed in Santa Clara County (<https://www.mercurynews.com/2020/01/31/santa-clara-coronavirus/>) - Mercury News, Jan. 31, 2020

**LIFE INSURANCE**

*When it comes to protecting your family, "no" isn't an acceptable option.*





**GET A QUOTE**

Gerber Life Insurance, Home Office: White Plains, NY





---

worldometer (/)

[about \(/about/\)](#) | [faq \(/faq/\)](#) | [languages \(/languages/\)](#) | [contact \(/contact/\)](#) | [report coronavirus cases \(/report\\_us/\)](#)



[\(/newsletter-subscribe/\)](#)



[\(/https://twitter.com/Worldometers\)](https://twitter.com/Worldometers)



[\(/https://www.facebook.com/Worldometers.info\)](https://www.facebook.com/Worldometers.info)